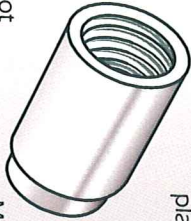


# MOUNTING APPLICATIONS

Threaded Rod or bolts can be screwed into the lug for mounting plaque or memorial

Sonic Welded to the back of the plaque or memorial




Multiple sizes available

Mounting is not visible from the front

## LUGS

Holes can be drilled into concrete or masonry and filled with epoxy for a concealed mounting application

Sonic Welded to the back of the plaque or memorial



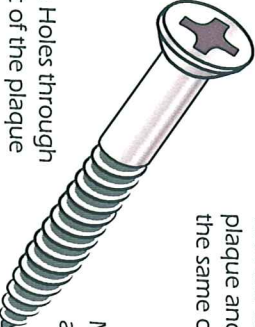
Multiple sizes available

Mounting is not visible from the front

## STUDS

Ideal for Wood applications

Head of screw will be countersunk to be flush with the surface of the plaque and finished with the same color and finish



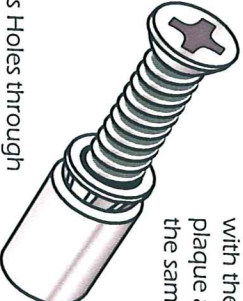
Multiple sizes available

Requires Holes through the front of the plaque

## WOOD SCREWS

For Masonry or Rock applications

Head of bolt will be countersunk to be flush with the surface of the plaque and finished with the same color and finish



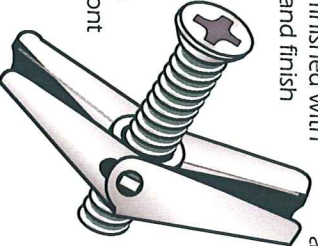
Multiple size bolts and sleeves available

Requires Holes through the front of the plaque

## EXPANSION SLEEVE

Head of bolt will be countersunk to be flush with the surface of the plaque and finished with the same color and finish

Ideal for Drywall or Cement Block applications



Multiple sizes available

Requires Holes through the front of the plaque

## TOGGLE BOLTS

